

Scaled data based on original data using
LM-79-08 Approved Method: Electrical and Photometric Measurements of Solid-
State Lighting Products

Test Report Prepared for
Cooper Lighting Solutions
(formerly Eaton)

Brand: McGRAW-EDISON

Report Number: P200117

Luminaire Tested: **GWC-AF-01-LED-E1-SL2-800**

Issue Date: 3/3/2020

Test Information

Test Method: LM-79-08
Report Number: P200117
TEST IS SCALED FROM IESNA LM-79-08 TEST DATA (P24286)
Test Lab: INNOVATION CENTER P2
Issue Date: 3/3/2020
Manufacturer: COOPER LIGHTING SOLUTIONS (FORMERLY EATON)
Product Line: MCGRAW-EDISON
Catalog Number: GWC-AF-01-LED-E1-SL2-800
Description: GALLEON WALL LUMINAIRE
(1) 70 CRI, 4000K, 800mA LIGHTSQUARE WITH 16 LEDS EACH AND TYPE II SPILL
LIGHT ELIMINATOR OPTICS
Light Source: -
Ballast/Driver: ELECTRONIC DRIVER

Summary

Lumens per Lamp: N/A
Luminaire Lumens: 5147.5 lumens
Efficiency: N/A
Efficacy: 117.0 lumens/watt
Luminous Opening: Rectangular (W 0.5' x L: 0.5' x H: 0')
IES Classification: Type II - Short - Semi-Cutoff
BUG Rating: B1 - U0 - G2

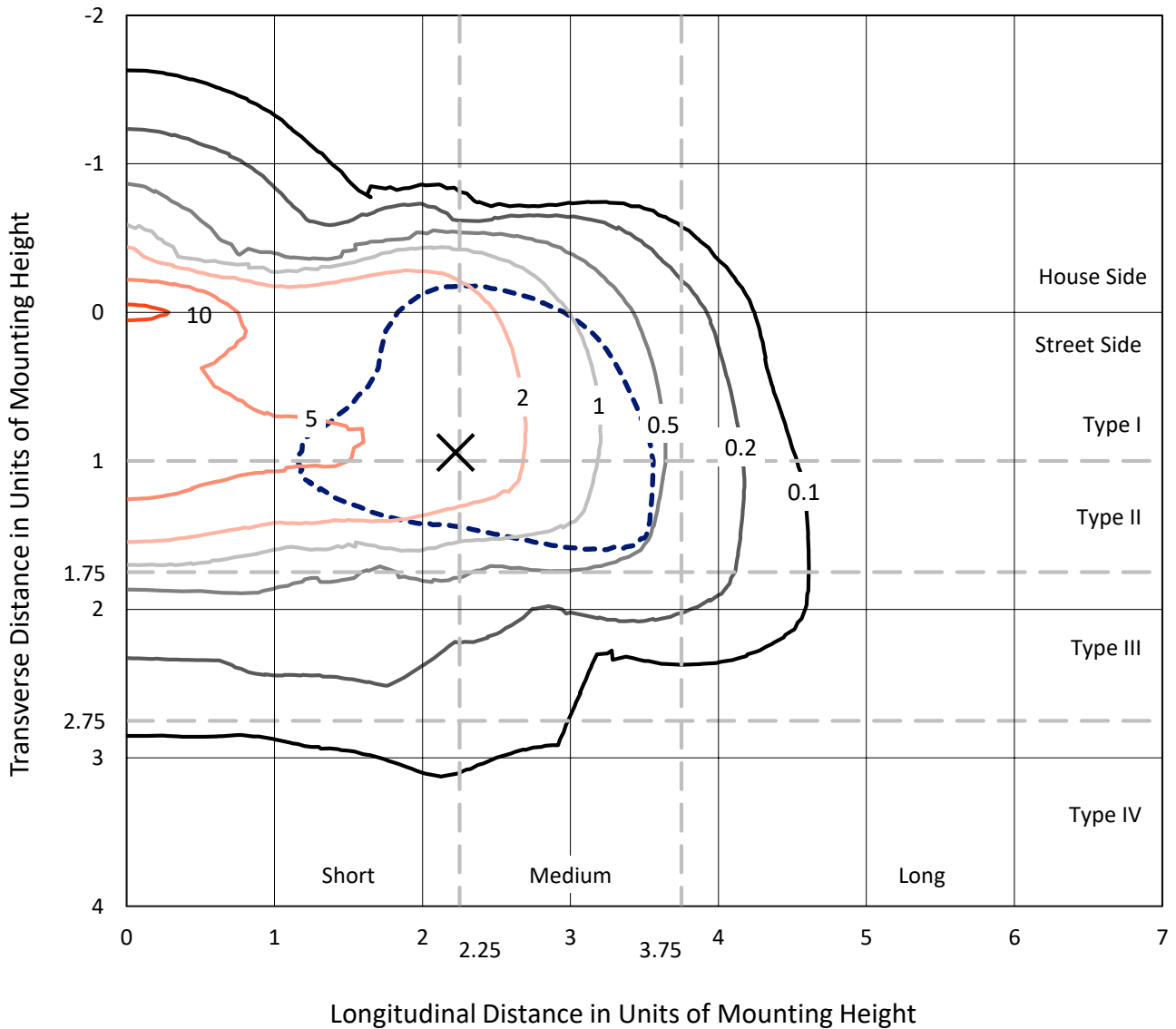
Input Watts (W): 44
Input Voltage (V): NR
Input Current (Ain): NR
Voltage Rise (V): NR
Power Factor: NR
Total Harmonic Distortion (THDi): NR
Frequency (hertz): 60
Stabilization Time: NR
Operation Time: NR
Ambient Temperature (°C): NR
Test Distance: 25 FT



REPORT NUMBER: P200117
 CATALOG NUMBER: GWC-AF-01-LED-E1-SL2-800

Iso-Footcandle Lines of Horizontal Illumination

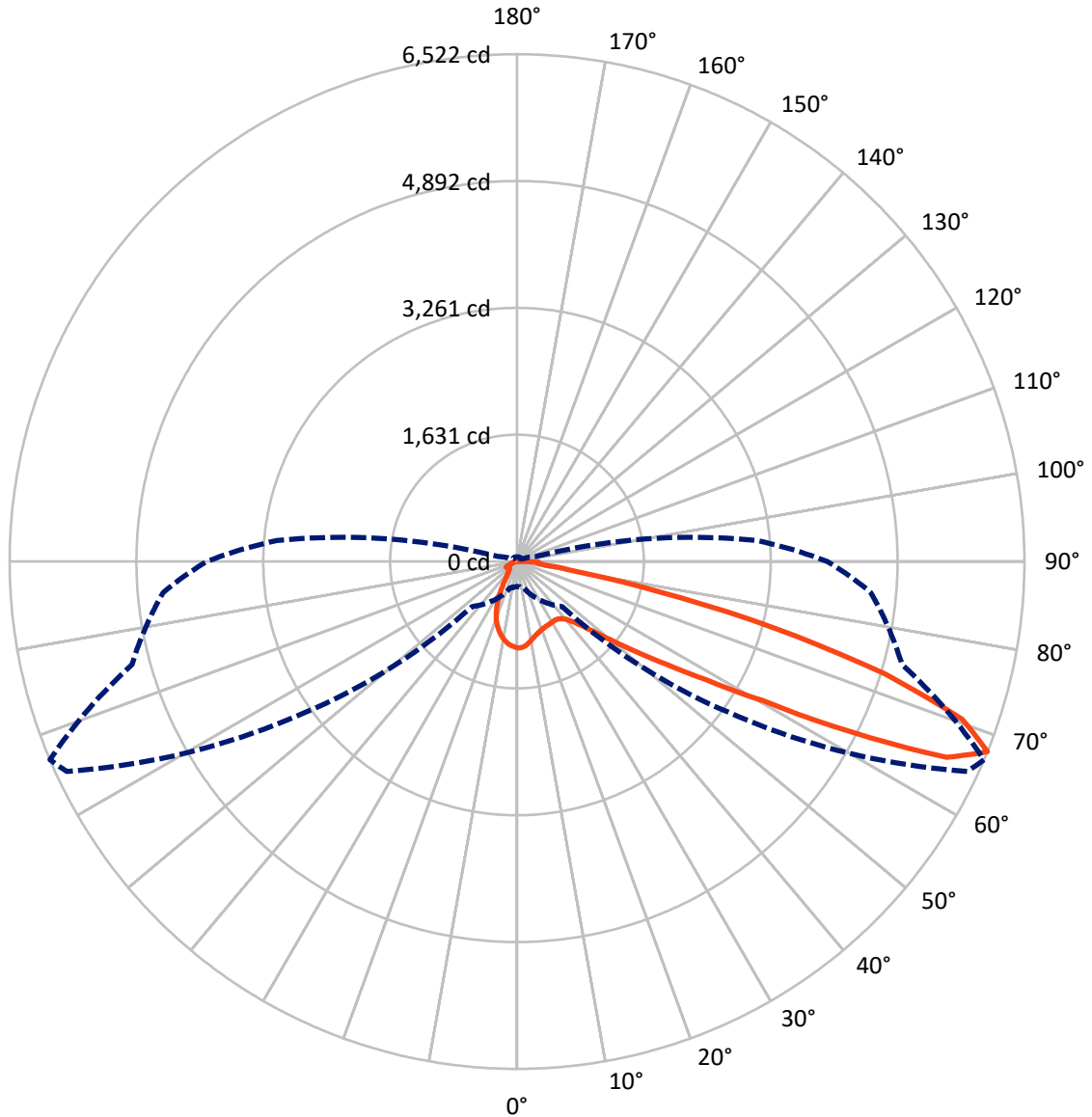
× Max cd
 - - - 1/2 Max cd



Based on 10 foot mounting height. Maximum calculated value = 11.1 fc
 Type II - Short - Semi-Cutoff

REPORT NUMBER: P200117
CATALOG NUMBER: GWC-AF-01-LED-E1-SL2-800

Luminous Intensity Polar Plot



— Vertical Plane Through 67-Deg Lateral - - - Horizontal Cone Through 67.5-Deg Vertical

REPORT NUMBER: P200117

CATALOG NUMBER: GWC-AF-01-LED-E1-SL2-800

FLUX DISTRIBUTION:

		Downward	Upward	Total
House Side	Lumens	852.9	0.0	852.9
	% Fixture	16.6	0.0	16.6
Street Side	Lumens	4294.6	0.0	4294.6
	% Fixture	83.4	0.0	83.4
Total	Lumens	5147.5	0.0	5147.5
	% Fixture	100.0	0.0	100.0

Coefficient of Utilization

ZONAL LUMENS:

Zone	Lumens	% Fixture
0°-10°	94.7	1.8
10°-20°	219.2	4.3
20°-30°	297.1	5.8
30°-40°	422.4	8.2
40°-50°	706.6	13.7
50°-60°	1117.9	21.7
60°-70°	1424.1	27.7
70°-80°	745.9	14.5
80°-90°	119.6	2.3
90°-100°	0.0	0.0
100°-110°	0.0	0.0
110°-120°	0.0	0.0
120°-130°	0.0	0.0
130°-140°	0.0	0.0
140°-150°	0.0	0.0
150°-160°	0.0	0.0
160°-170°	0.0	0.0
170°-180°	0.0	0.0
0°-90°	5147.5	100.0
0°-180°	5147.5	100.0



REPORT NUMBER: P200117

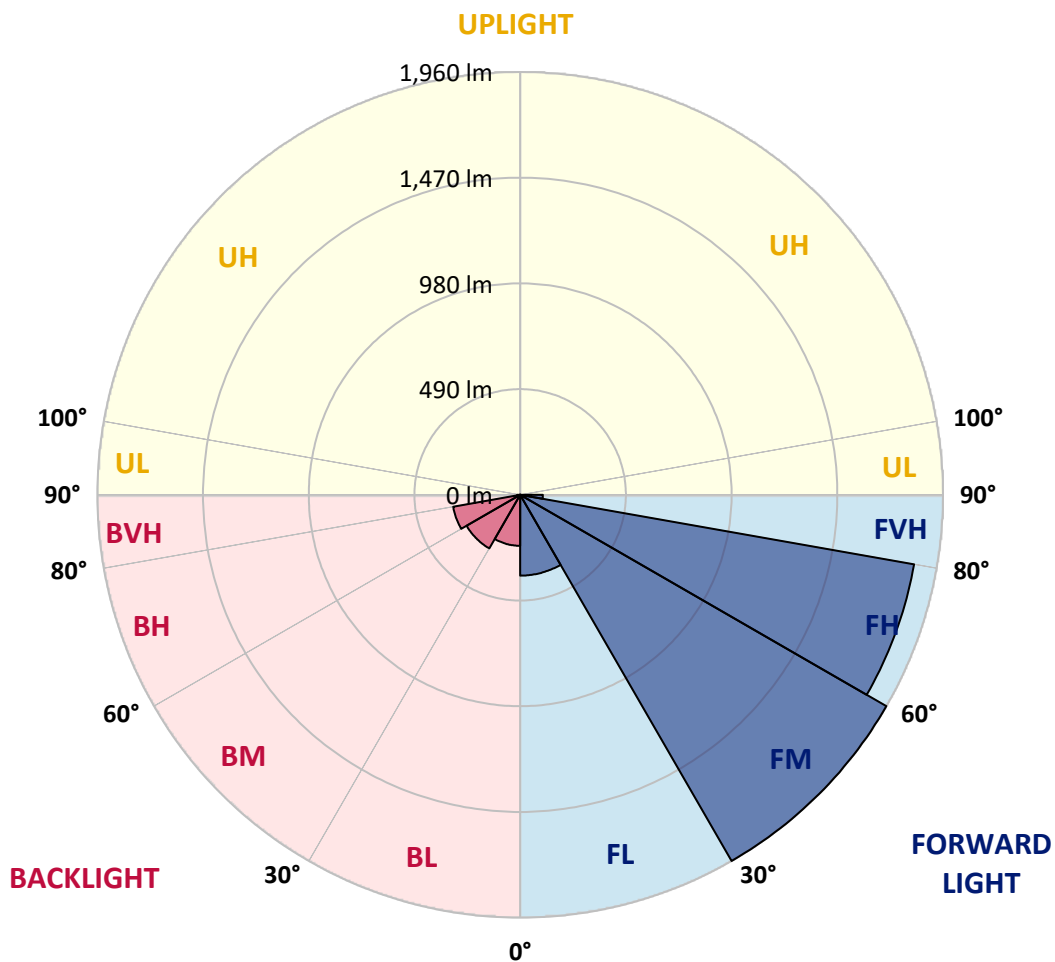
CATALOG NUMBER: GWC-AF-01-LED-E1-SL2-800

LUMINAIRE CLASSIFICATION SYSTEM LUMEN TABLE AND BUG RATING:

Zone		Lumens	% Fixture	Zone Rating/Lumen Limit		
				B	U	G
FL	(0°-30°)	374.6	7.3			
FM	(30°-60°)	1960.3	38.1			
FH	(60°-80°)	1854.5	36.0			G2/5000
FVH	(80°-90°)	105.2	2.0			G2/225
BL	(0°-30°)	236.4	4.6	B1/500		
BM	(30°-60°)	286.6	5.6	B1/1000		
BH	(60°-80°)	315.5	6.1	B1/500		G1/500
BVH	(80°-90°)	14.4	0.3			G1/100
UL	(90°-100°)	0.0	0.0		U0/0	
UH	(100°-180°)	0.0	0.0		U0/0	

BUG Rating: B1-U0-G2

Type II Short





REPORT NUMBER: P200117

CATALOG NUMBER: GWC-AF-01-LED-E1-SL2-800

CANDELA DISTRIBUTION (FULL):

	0°	5°	15°	25°	35°	45°	55°	65°	67°	75°	85°
0°	1110.3	1110.3	1110.3	1110.3	1110.3	1110.3	1110.3	1110.3	1110.3	1110.3	1110.3
2.5°	1064.6	1066.4	1072.0	1075.5	1091.5	1098.3	1103.2	1108.1	1108.8	1111.0	1108.8
5°	952.9	956.8	967.1	978.9	1009.8	1034.1	1059.8	1086.5	1091.3	1108.6	1113.4
7.5°	866.3	865.3	874.0	887.9	919.6	953.4	998.4	1051.4	1061.8	1100.7	1119.4
10°	803.1	802.4	811.5	826.0	856.2	888.2	939.0	1011.6	1026.3	1088.2	1125.2
12.5°	756.5	756.7	765.9	781.8	812.5	844.8	896.3	972.9	991.8	1073.8	1131.4
15°	725.5	727.5	734.9	751.9	781.8	814.1	864.6	944.1	965.2	1062.3	1138.2
17.5°	715.0	718.4	720.9	733.4	759.0	791.3	840.8	922.7	945.0	1054.5	1144.3
20°	724.8	728.5	723.7	728.0	744.3	772.7	821.9	905.9	928.8	1045.6	1145.1
22.5°	766.1	769.7	755.4	743.0	741.9	759.2	806.5	892.7	916.4	1039.0	1145.3
25°	838.9	841.3	817.3	788.4	760.3	754.4	795.5	883.6	908.8	1033.2	1140.5
27.5°	928.3	930.1	902.7	860.0	803.4	765.9	791.8	878.3	904.4	1028.1	1132.4
30°	1037.0	1045.4	1008.5	954.7	872.2	799.6	799.3	875.5	899.6	1019.5	1116.3
32.5°	1148.2	1151.6	1126.3	1071.7	964.8	859.0	820.7	877.5	898.4	1009.0	1096.1
35°	1260.8	1265.4	1248.9	1204.9	1091.5	946.0	862.3	889.5	906.2	1005.5	1081.9
37.5°	1406.8	1412.9	1390.0	1339.2	1245.6	1064.1	931.6	919.4	930.4	1015.6	1077.6
40°	1637.5	1634.8	1568.0	1492.3	1414.1	1215.2	1030.6	970.2	976.5	1048.3	1090.8
42.5°	1906.1	1899.2	1784.2	1665.5	1599.5	1397.9	1161.6	1058.2	1057.0	1112.9	1137.2
45°	2120.4	2114.7	2011.2	1864.7	1812.0	1606.0	1330.9	1189.5	1180.1	1215.2	1223.0
47.5°	2236.4	2236.6	2176.9	2057.4	2056.1	1870.6	1548.4	1379.3	1363.1	1379.7	1371.3
50°	2195.8	2201.1	2194.7	2156.6	2279.0	2217.3	1832.5	1644.1	1611.4	1627.6	1595.4
52.5°	1999.3	2006.1	2043.7	2102.1	2372.6	2636.3	2249.8	1973.1	1935.0	1929.2	1893.4
55°	1650.9	1659.3	1736.0	1894.7	2294.7	2917.9	2908.2	2392.5	2331.8	2276.7	2261.4
57.5°	1137.9	1151.9	1275.3	1510.9	2042.6	3003.0	3692.3	2990.3	2866.9	2674.5	2678.0
60°	641.5	657.7	803.1	1017.1	1533.9	2910.5	4288.9	3895.7	3635.3	3140.3	3166.6
62.5°	408.0	425.4	535.8	706.7	920.5	2413.0	4533.3	5154.5	4823.7	3714.4	3740.3
65°	330.2	337.9	389.9	583.3	668.4	1453.7	4347.7	6191.4	6068.0	4443.2	4322.4
67.5°	322.3	324.9	351.8	489.7	641.0	817.1	3468.0	6385.4	6522.2	5123.8	4564.8
70°	318.5	327.4	396.5	467.3	613.8	689.2	2084.1	5853.8	6069.9	5301.7	4242.2
72.5°	154.6	154.1	199.5	422.7	691.4	714.8	1070.7	4736.5	4953.2	4593.3	3486.0
75°	124.6	114.0	108.9	154.9	664.8	738.2	682.3	3259.0	3415.9	3079.6	2142.9
77.5°	118.3	105.6	96.7	97.0	281.0	782.9	578.0	1803.8	1849.5	1391.0	587.2
80°	98.0	86.3	80.0	90.1	136.1	745.5	624.9	816.3	749.1	341.7	195.5
82.5°	68.0	61.9	60.1	75.6	108.9	531.3	726.7	438.6	367.9	171.1	120.6
85°	43.4	37.0	41.1	55.0	84.8	245.2	748.6	342.0	271.9	108.6	68.0
87.5°	20.0	16.3	20.4	30.5	55.3	84.5	712.3	384.0	280.0	57.4	42.9
90°	0.0	0.0	0.0	0.0	0.0	0.0	0.0	0.0	0.0	0.0	0.0



REPORT NUMBER: P200117

CATALOG NUMBER: GWC-AF-01-LED-E1-SL2-800

CANDELA DISTRIBUTION (continued):

	90°	95°	105°	115°	125°	135°	145°	155°	165°	175°	180°
0°	1110.3	1110.3	1110.3	1110.3	1110.3	1110.3	1110.3	1110.3	1110.3	1110.3	1110.3
2.5°	1110.8	1106.0	1102.1	1095.1	1087.2	1079.6	1072.8	1064.1	1061.5	1059.3	1062.8
5°	1114.4	1109.5	1095.6	1073.8	1049.6	1027.0	1004.4	985.2	973.2	966.6	970.5
7.5°	1119.7	1112.9	1083.9	1043.8	1000.3	960.8	919.9	887.2	863.1	851.6	855.0
10°	1124.5	1111.3	1064.1	1003.9	940.5	881.6	817.1	763.8	724.2	703.4	708.5
12.5°	1126.6	1105.5	1036.5	954.2	867.2	780.8	685.9	606.2	549.3	528.5	524.2
15°	1128.6	1098.9	1006.0	897.5	778.6	656.4	523.4	428.0	380.7	370.3	368.1
17.5°	1129.1	1087.5	971.5	836.2	674.7	508.4	357.9	297.3	297.5	314.3	316.3
20°	1123.7	1070.4	929.6	759.7	550.3	351.6	245.7	235.3	273.6	315.5	320.6
22.5°	1111.5	1047.8	882.1	670.6	408.0	231.5	190.2	201.5	251.0	302.3	308.1
25°	1096.1	1020.4	826.0	567.3	270.1	165.5	159.4	173.4	206.8	241.1	244.5
27.5°	1075.0	988.0	763.0	449.1	175.4	136.4	140.3	149.8	163.5	178.7	180.2
30°	1047.8	949.1	695.8	327.4	132.5	122.7	128.5	133.5	139.3	148.0	148.7
32.5°	1016.6	911.8	626.8	226.2	117.5	115.5	120.1	122.7	127.2	132.5	133.0
35°	990.5	876.3	555.2	159.9	111.2	110.2	113.2	114.3	118.6	124.4	124.9
37.5°	975.5	847.3	481.3	129.0	106.9	105.4	107.1	107.1	113.2	121.8	123.2
40°	976.5	831.4	407.4	116.5	103.3	101.3	101.6	101.6	109.5	118.8	119.6
42.5°	1004.2	835.3	342.0	111.7	100.6	98.2	97.0	97.7	104.3	110.4	110.9
45°	1069.2	864.1	280.5	108.6	97.7	97.0	94.2	93.9	96.5	99.2	99.2
47.5°	1175.8	920.7	238.9	106.6	95.4	95.2	91.9	88.6	88.4	89.3	89.3
50°	1349.2	1018.1	210.9	104.3	93.9	91.9	88.1	83.0	81.2	82.0	82.0
52.5°	1609.1	1192.0	200.3	101.3	90.6	87.4	83.0	77.9	76.4	76.6	76.6
55°	1950.1	1459.0	198.8	97.7	87.1	81.7	78.2	74.4	72.6	73.1	73.1
57.5°	2366.6	1828.4	225.9	92.2	82.2	76.1	74.2	71.6	70.3	71.1	70.8
60°	2873.0	2311.8	335.1	86.3	77.4	71.1	71.1	69.0	68.0	68.7	68.5
62.5°	3456.3	2866.9	471.2	82.0	72.3	67.0	68.0	67.0	66.0	66.5	66.3
65°	3973.7	3228.6	441.2	78.7	67.3	63.2	65.0	64.4	63.7	64.2	63.9
67.5°	3988.6	3094.5	247.8	75.2	62.4	59.4	61.9	61.7	61.2	61.7	61.5
70°	3559.6	2613.0	139.6	68.5	57.4	54.8	58.4	58.1	57.6	58.6	58.4
72.5°	2851.9	1896.1	102.1	60.5	52.3	50.0	54.1	53.8	53.8	55.3	54.6
75°	1641.1	975.8	81.5	51.8	47.0	45.2	48.7	49.0	49.5	51.6	50.0
77.5°	467.8	304.1	66.5	43.9	40.4	39.6	43.2	43.7	43.9	46.2	44.2
80°	173.9	140.1	54.8	36.8	33.0	33.2	36.5	37.3	37.5	39.9	37.3
82.5°	110.9	92.4	44.4	28.4	25.9	25.7	29.7	30.7	30.7	31.0	29.5
85°	64.8	55.3	33.6	20.6	18.3	17.5	22.1	23.8	23.1	22.6	21.6
87.5°	43.4	38.1	20.6	11.5	9.9	9.4	13.0	14.2	13.7	13.0	12.2
90°	0.0	0.0	0.0	0.0	0.0	0.0	0.0	0.0	0.0	0.0	0.0

(END OF REPORT)